



SAFA

COLLEGE OF ARTS AND SCIENCE

Affiliated to University of Calicut | Recognised by UGC 2(f) | An ISO 9001-2015 Certified

FEEDBACK SYSTEM

ANALYSIS REPORT

PARENTS: 2019-20



REPORT

INTRODUCTION

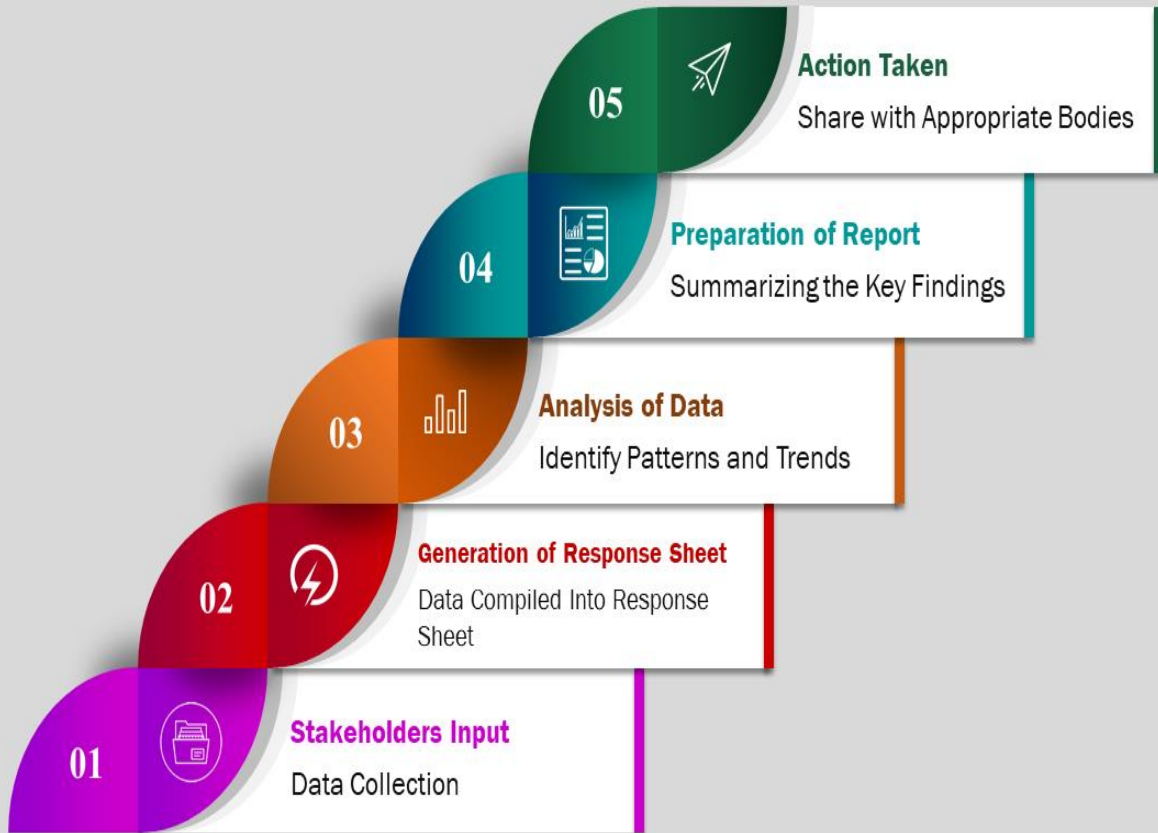
Feedback is the backbone of any institution. No institution can grow and make arrangements for the betterment of the institution without taking feedback from different stakeholders. Academic performance, ambience of the institution, curriculum and its transactions are the crucial factors of teaching –learning process. Effective feedback is henceforth designed to determine a learner’s level of understanding which varies to each individual so that they can plan for the next steps towards achieving their targeted learning goals.

Just before the completion of the academic session, IQAC collected feedback in blended mode from different stakeholders i.e. Students, Teachers, Alumni, Parents and Employer regarding ambience of the institution and its curriculum transactions in order to ensure constant growth of the institution and progress of the students. A structured questionnaire consisted of multiple-choice questions and one descriptive question was prepared, collected and analysed to develop the road map for the academic year ahead.

FEEDBACK PROCEDURE

The Internal Quality Assurance Cell (IQAC) of the College has continuously been working on quality culture and the betterment of student learning experiences. The IQAC of the college prepared questionnaires in a 5-point Likert method, and collected information relating to the institutional Ambience and the curriculum. An effort was made to receive feedback from the 6th semester students of the college. For this purpose, offline mode was used to collect feedback responses. Following the collection of data from stakeholders, the response sheet is prepared and analysed using pre-set parameters and for the effective presentation of the data, various types of graphs have been used. Departments take necessary action based on the report. The department sends a copy of the report, together with the action performed, to the Internal Quality Assurance Cell (IQAC) for any additional action that is necessary.

Feedback Procedures



Link for the feedback forms;

Parent feedback (Curriculum) form - [Click here](#)

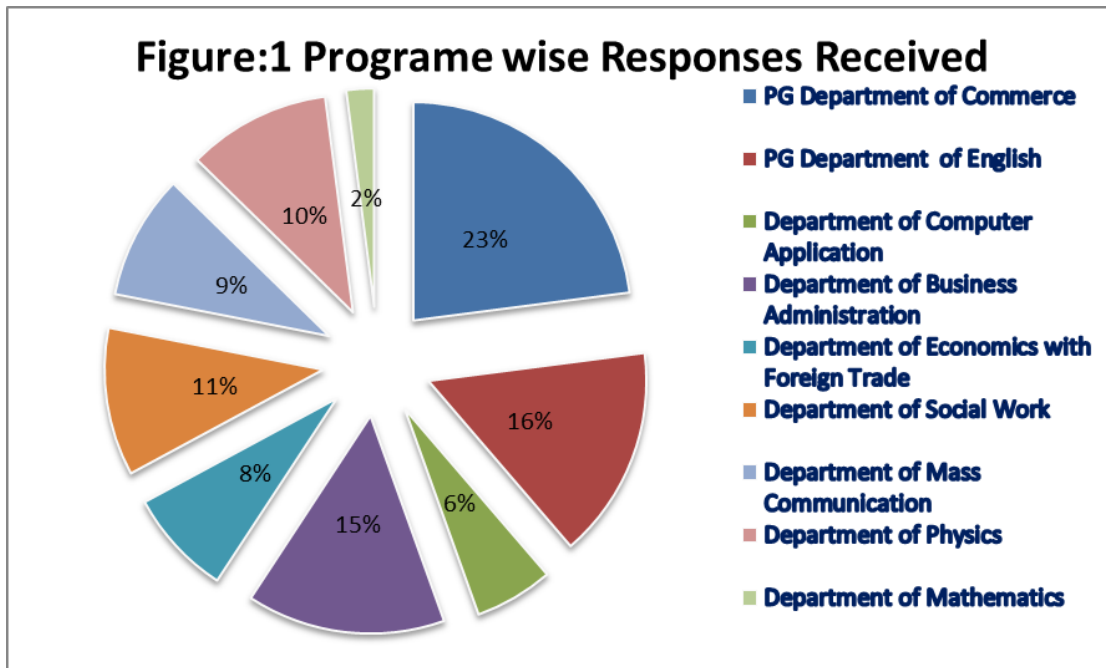
PARENT FEEDBACK ANALYSIS AND REPORT

1. NUMBER OF RESPONSES RECEIVED

Program Wise Responses Received from Parents on the Academic Performance and Ambience of the Institution

SI No	Program Name	No. of Responses
01	PG Department of Commerce	67
02	PG Department of English	46
03	Department of Computer Application	17
04	Department of Business Administration	43
05	Department of Economics with Foreign Trade	23
06	Department of Social Work	32
07	Department of Mass Communication	27
08	Department of Physics	31
09	Department of Mathematics	6
TOTAL		292

A total of 292 curriculum based (Department wise) questionnaires were filled by Teachers from various departments.



2. DATA SUMMARY OF PARENTS FEEDBACK ON ACADEMIC PERFORMANCE AND AMBIENCE OF THE INSTITUTIONS

SL NO	ATTRIBUTES	Response of Parents Sample size is 292					TOTAL RESPONSES
		STRONGLY AGREE	AGREE	NEUTRAL	DISAGREE	STRONGLY DISAGREE	
1	How do you rate the infrastructure facilities of the institution	88	107	87	10	0	292
2	How do you rate teaching learning methodologies of the institution	80	139	66	7	0	292
3	Do you agree that college students should take advantage of every opportunity(growth and opportunity for students)	126	119	45	2	0	292
4	How do you rate the industry-academic exposure of the institution	128	112	42	10	0	292
5	How do you rate the extra-curricular activities of the institution	102	121	60	7	2	292
6	How do you rate the ambience of the college for effective delivery of academic process	91	131	65	5	0	292
7	How do you rate the transparency of the evaluation system in the college	147	90	45	10	0	292
8	How do you rate the college activities that help your ward /student in getting jobs and placements	107	122	55	7	1	292
9	The college and its environment have transformers the personality of your ward/ child	121	116	44	8	3	292
10	Would like to join us as PTA for greater cooperation and better functioning of the college	160	91	28	11	2	292

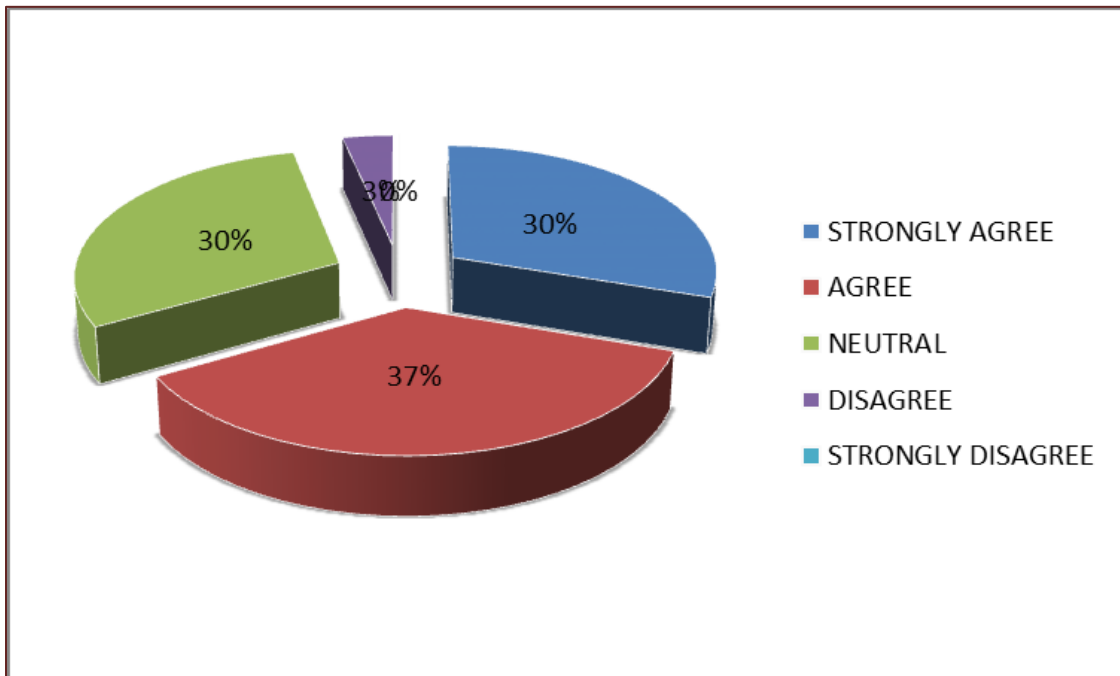
3. CONSOLIDATED ATTRIBUTE WISE (QUESTIONNAIRE) ANALYSIS REPORT

Attribute (Questionnaire)1: How do you rate the infrastructure facilities of the institution

Tabular presentation of Attribute No:1

ATTRIBUTE	Response of Parents Sample size is 292					TOTAL RESPONSES
	STRONGLY AGREE	AGREE	NEUTRAL	DISAGREE	STRONGLY DISAGREE	
How do you rate the infrastructure facilities of the institution	88	107	87	10	0	292

Graphical Representation of Attribute No:1



Analysis Report:

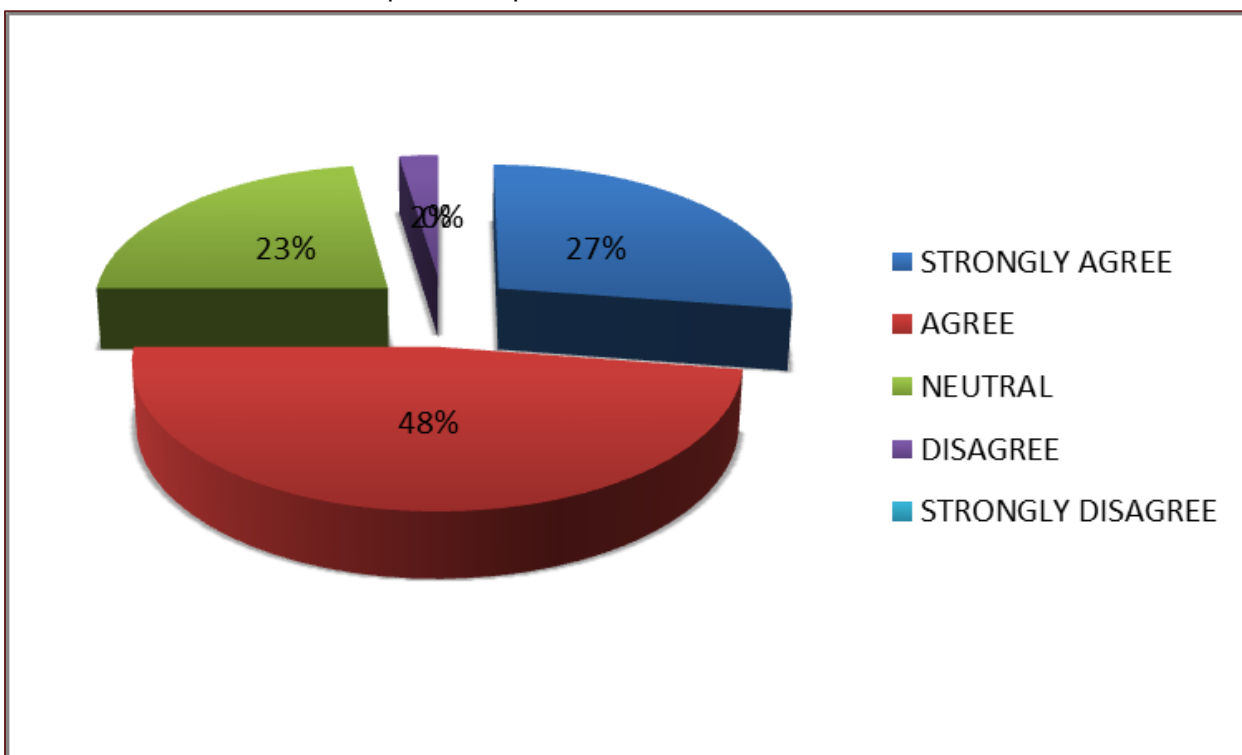
The infrastructure facilities of a college play a crucial role in creating a better learning environment and shaping the overall educational experiences for students, the feedback shows that 37% of the parents agree with college infrastructure facilities and 30% of the parents strongly agree and neutral with the infrastructure facilities and 3% disagree.

Attribute (Questionnaire)2: Rate the consequence of courses toward global employment

Tabular presentation of Attribute No:2

ATTRIBUTE	Response of Parents Sample size is 292					TOTAL RESPONSES
	STRONGLY AGREE	AGREE	NEUTRAL	DISAGREE	STRONGLY DISAGREE	
How do you rate teaching learning methodologies of the institution	80	139	66	7	0	292

Graphical Representation of Attribute No: 2



Analysis Report:

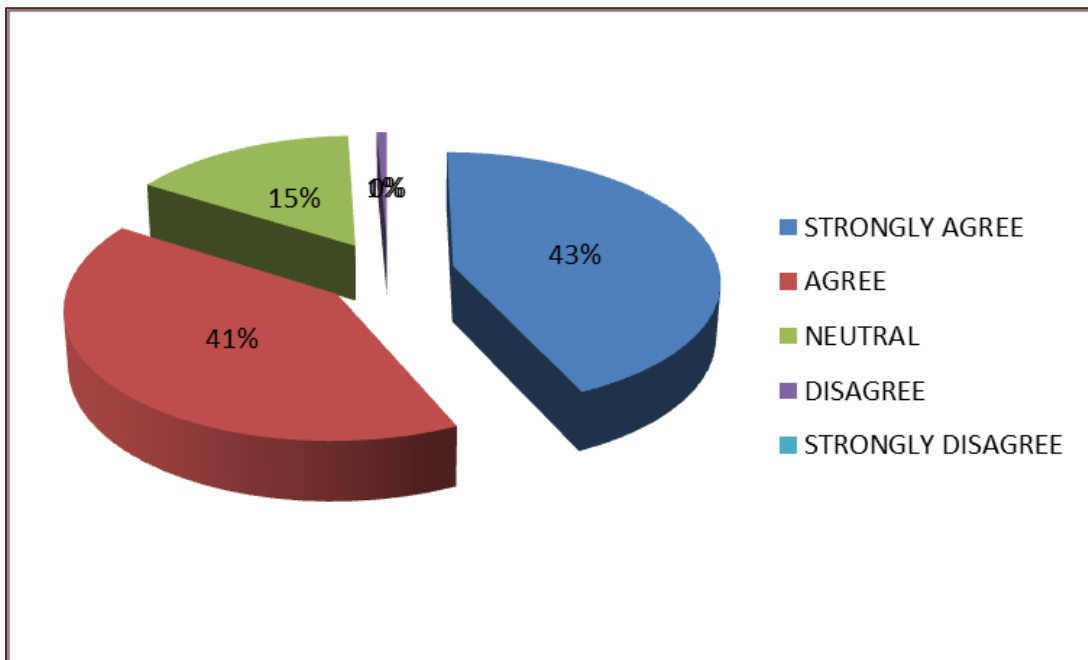
The teaching learning methodology includes a broad range of techniques used by teachers to keep students interested, support their understanding of concepts, foster critical thinking, and help them apply what they learn to practical settings. From the feedback, 48% of the parents agree and 27% of the parents strongly agree with the teaching learning methodologies adopted in the institution. Only 2% disagree with the teaching and methodologies.

Attribute (Questionnaire) 3: Do you agree that college students should take advantage of every opportunity (growth and opportunity for students)

Tabular presentation of Attribute No:3

ATTRIBUTE	Response of Parents Sample size is 292					TOTAL RESPONSES
	STRONGLY AGREE	AGREE	NEUTRAL	DISAGREE	STRONGLY DISAGREE	
Do you agree that college students should take advantage of every opportunity(growth and opportunity for students)	126	119	45	2	0	292

Graphical Representation of Attribute No:3



Analysis Report:

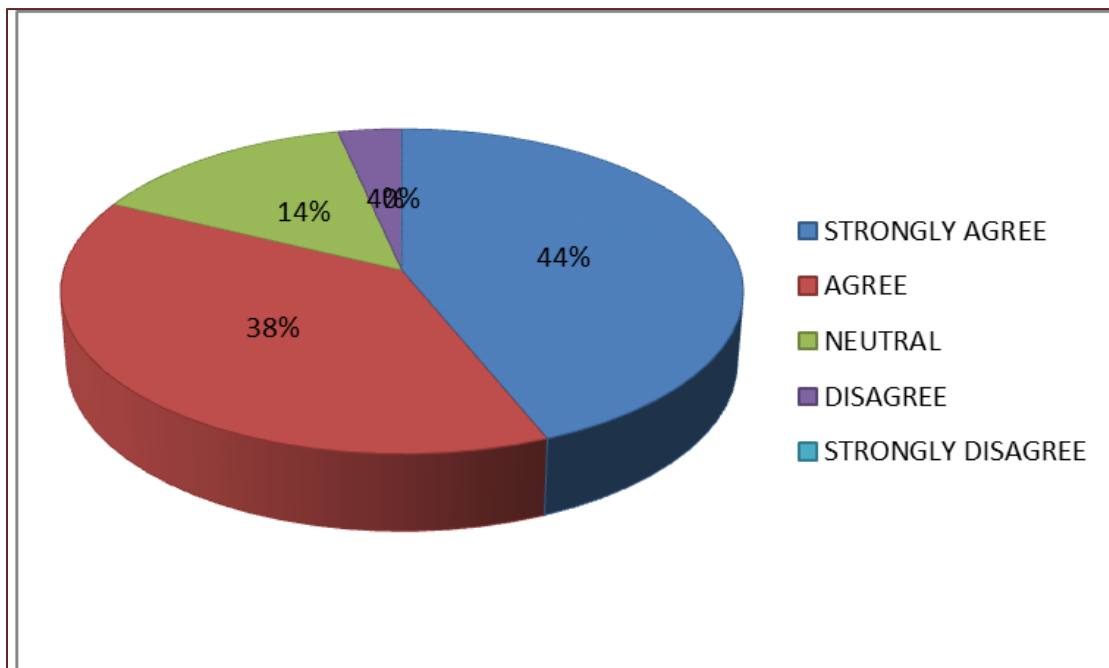
The journey through education is not only about acquiring knowledge but also about personal growth and the exploration of various opportunities. Students, during their academic pursuits, are presented with a myriad of chances for development and advancement. 43% of the parents strongly agreed that college provides an ample scope for acquiring students growth and opportunities. 41% agree and only 1% strongly disagree with the growth and opportunities for students.

Attribute (Questionnaire)4: How do you rate the industry-academic exposure of the institution

Tabular presentation of Attribute No:4

ATTRIBUTE	Response of Parents Sample size is 292					TOTAL RESPONSES
	STRONGLY AGREE	AGREE	NEUTRAL	DISAGREE	STRONGLY DISAGREE	
How do you rate the industry-academic exposure of the institution	128	112	42	10	0	292

Graphical Representation of Attribute No:4



Analysis Report:

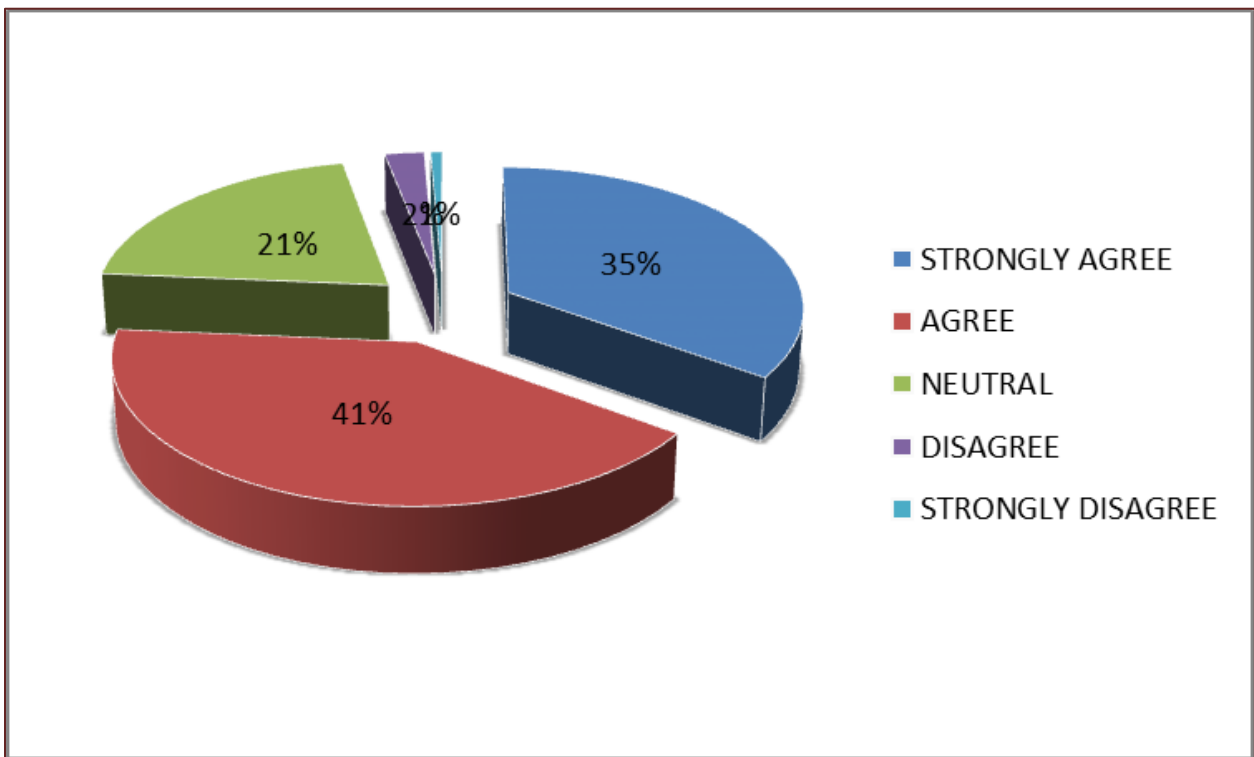
The industry-academic exposure of an institution plays a pivotal role in shaping the educational experience of students and preparing them for real-world challenges. 44% of the respondents strongly agree and 38% of the respondents agree with the industry-academic exposure offered by the institution. Only 4% of the respondents disagreed with the industry-academic exposure of the institution.

Attribute (Questionnaire)5: How do you rate the extra-curricular activities of the institution

Tabular presentation of Attribute No:5

ATTRIBUTE	Response of Parents Sample size is 292					TOTAL RESPONSES
	STRONGLY AGREE	AGREE	NEUTRAL	DISAGREE	STRONGLY DISAGREE	
How do you rate the extra-curricular activities of the institution	102	121	60	7	2	292

Graphical Representation of Attribute No:5



Analysis Report:

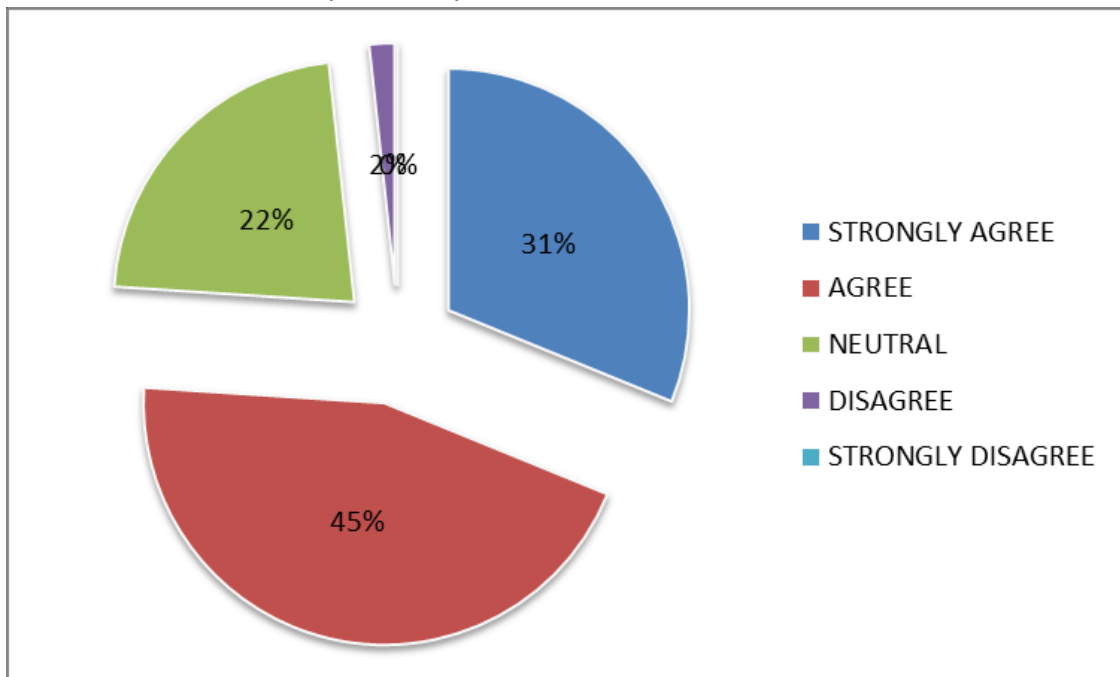
Colleges provide a wide choice of extracurricular activities, such as clubs, sports, and community service, in addition to clubs and community service, giving students the chance to explore their interests, hone their leadership abilities, and build a feeling of belonging. 41% of the parents agree and 35% of the respondents strongly agree with the extra-curricular activities followed by the institution. From the sample less than 1% of the respondents strongly disagrees with the extra-curricular activities of the college.

Attribute (Questionnaire) 6: How do you rate the ambience of the college for effective delivery of academic process

Tabular presentation of Attribute No:6

ATTRIBUTE	Response of Parents Sample size is 292					TOTAL RESPONSES
	STRONGLY AGREE	AGREE	NEUTRAL	DISAGREE	STRONGLY DISAGREE	
How do you rate the ambience of the college for effective delivery of academic process	91	131	65	5	0	292

Graphical Representation of Attribute No:6



Analysis Report:

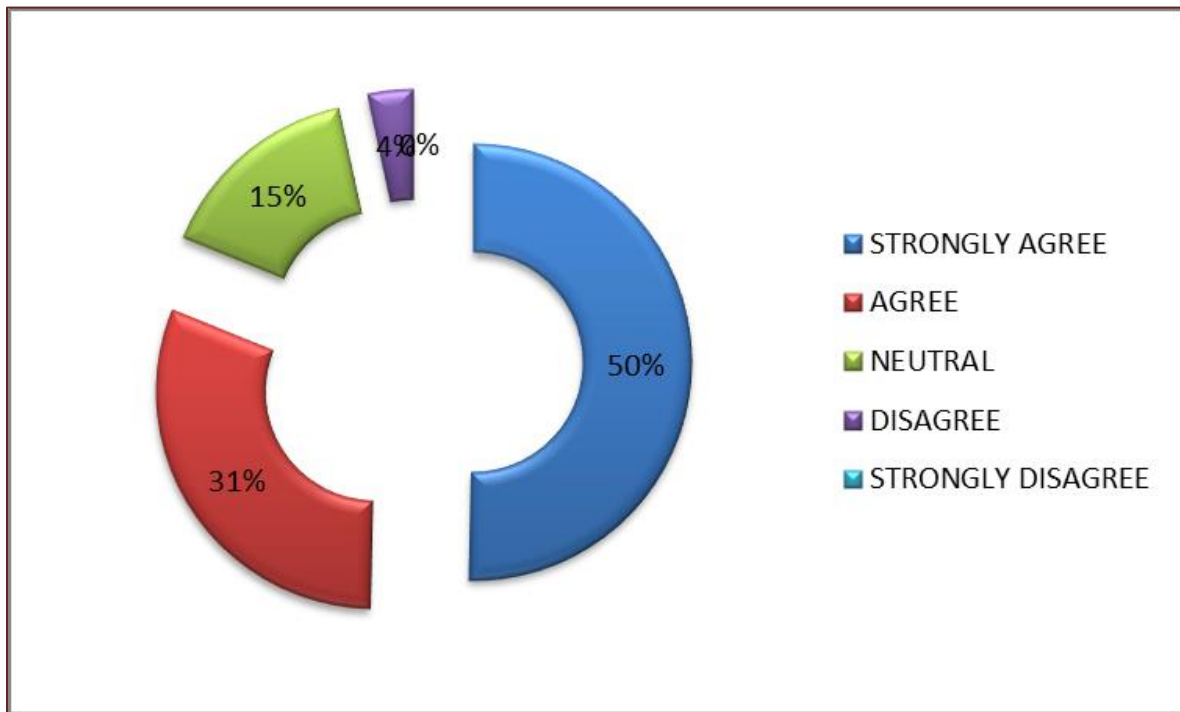
The ambience of a college plays a crucial role in shaping the overall environment for the delivery of the academic process. It encompasses the physical, social, and cultural atmosphere that influences the learning experience of students and faculty. While analysing the ambience of the college for effective delivery of academic performance, 45% of the parents agree and 31% of them strongly agree with the college ambience and only few respondents strongly disagree.

Attribute (Questionnaire)7: How do you rate the transparency of the evaluation system in the college

Tabular presentation of Attribute No:7

ATTRIBUTE	Response of Parents Sample size is 292					TOTAL RESPONSES
	STRONGLY AGREE	AGREE	NEUTRAL	DISAGREE	STRONGLY DISAGREE	
How do you rate the transparency of the evaluation system in the college	147	90	45	10	0	292

Graphical Representation of Attribute No:7



Analysis Report:

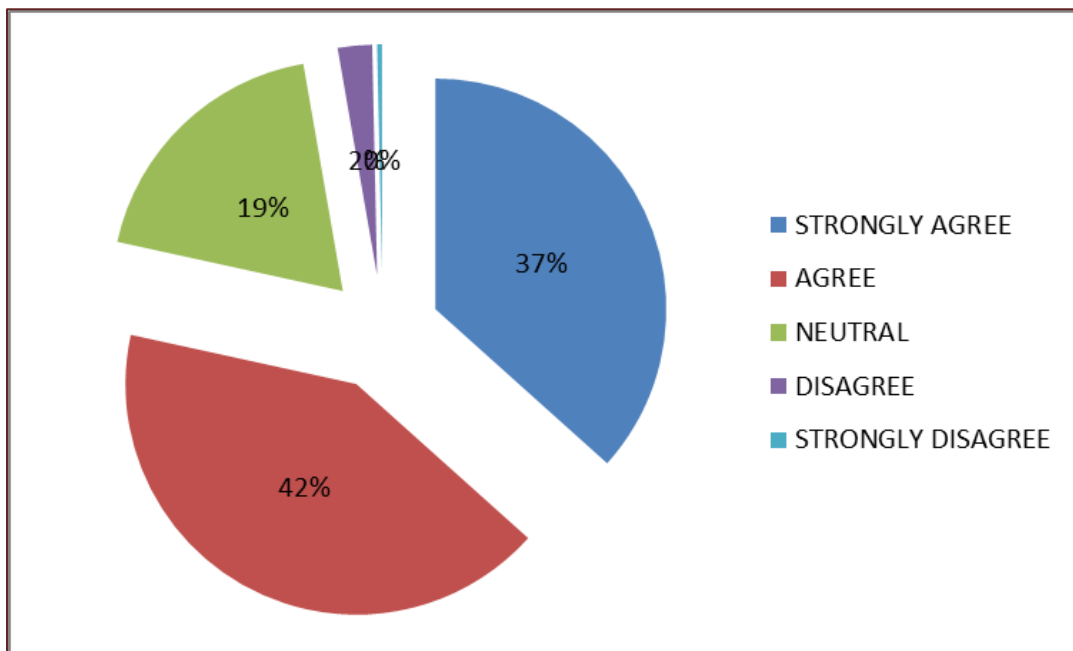
The evaluation system in a college is a fundamental component of the educational framework, providing a structured and systematic method for assessing students' understanding, progress, and overall academic performance. While analysing the transparency in the evaluation system in the college 50% of the respondents strongly agree and 31% agree with the evaluation system followed by the institution. Only 4% of the respondents are disagreeing with the institution's evaluation system.

Attribute (Questionnaire) 8: How do you rate the college activities that help your ward /student in getting jobs and placements

Tabular presentation of Attribute No: 8

ATTRIBUTE	Response of Parents Sample size is 292					TOTAL RESPONSES
	STRONGLY AGREE	AGREE	NEUTRAL	DISAGREE	STRONGLY DISAGREE	
How do you rate the college activities that help your ward /student in getting jobs and placements	107	122	55	7	1	292

Graphical Representation of Attribute No: 8



Analysis Report:

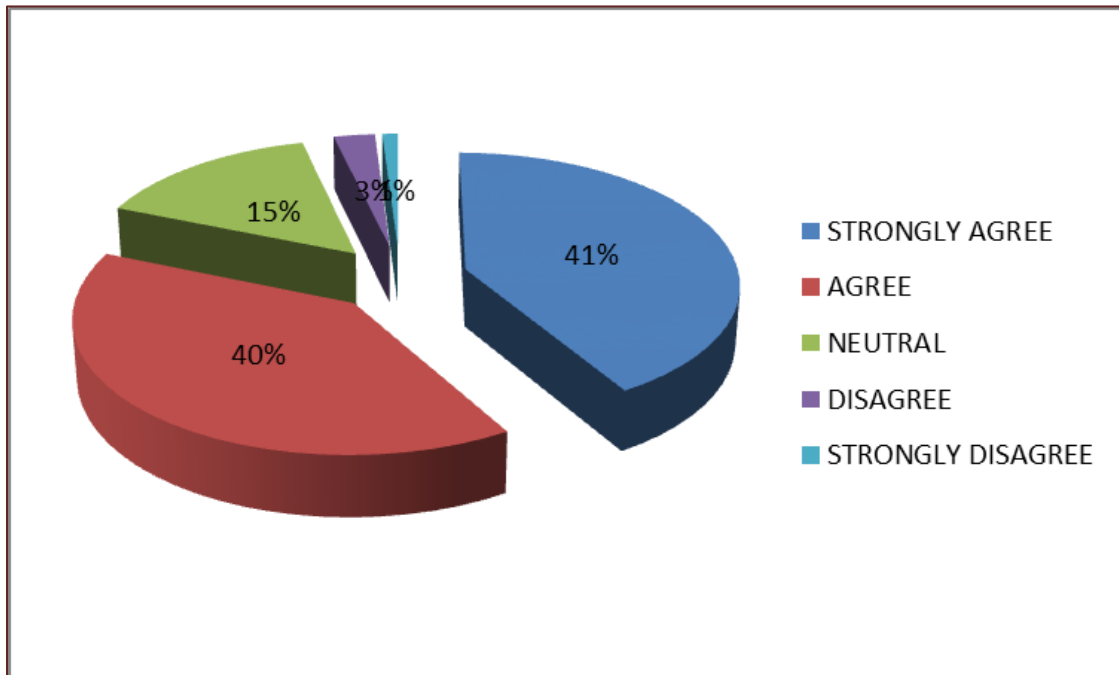
Placement and employment opportunities are essential components of a student's educational experience because they signify the real-world implementation of learned information and abilities in the workplace. 42% of the respondents agree and 37% of the respondents agree that college activities are helpful for getting a job/ placement for their kids.

Attribute (Questionnaire) 9: The college and its environment have transformers the personality of your ward/ child

Tabular presentation of Attribute No: 9

ATTRIBUTE	Response of Parents Sample size is 292					TOTAL RESPONSES
	STRONGLY AGREE	AGREE	NEUTRAL	DISAGREE	STRONGLY DISAGREE	
The college and its environment have transformers the personality of your ward/ child	121	116	44	8	3	292

Graphical Representation of Attribute No:9



Analysis Report:

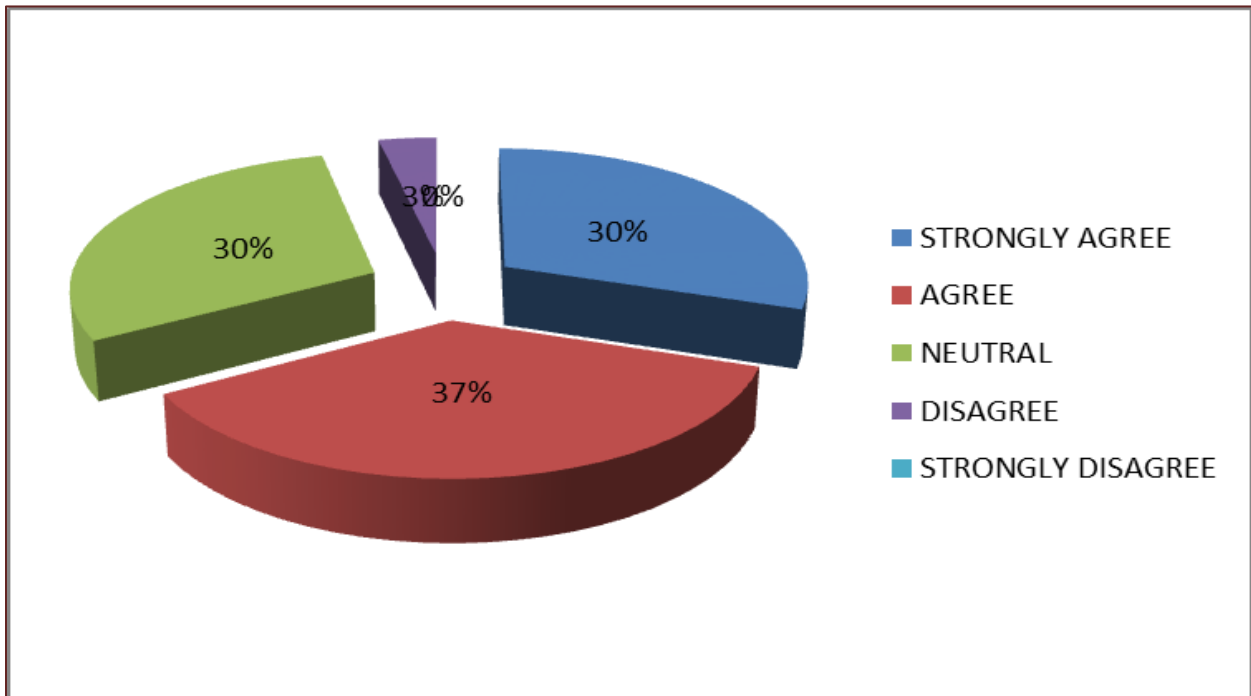
The college environment is a dynamic and multifaceted space that shapes the overall experience of students, faculty, and staff. It encompasses physical, social, academic, and cultural dimensions, creating a unique atmosphere that influences learning, personal growth, and community engagement. 41% of the respondents strongly agree and 40% of the respondents agree that the college and college environment are really helpful for shaping the personality of the students.

Attribute (Questionnaire) 9: Would like to join us as PTA for greater cooperation and better functioning of the college

Tabular presentation of Attribute No: 10

ATTRIBUTE	Response of Parents Sample size is 292					TOTAL RESPONSES
	STRONGLY AGREE	AGREE	NEUTRAL	DISAGREE	STRONGLY DISAGREE	
Would like to join us as PTA for greater cooperation and better functioning of the college	88	107	87	10	0	292

Graphical Representation of Attribute No:10



Analysis Report:

A Parent-Teacher Association (PTA) is a collaborative and supportive organization that brings together parents, teachers, and sometimes administrators to work towards the common goal of enhancing the educational experience for students. PTA involvement and participation is very important for the effective functioning of the institution. 37% of the respondents are willing to join PTA and become an active member for improving the functioning of the college. 30% agree and only 3% strongly disagree.

Further, the following points were also conveyed by the students

1. Provide special programmes for improving life skills and ethical values.
2. provide awareness class on communicative English and aptitude training
3. Parents have requested fee concessions.
4. Library and labs should be upgraded.

