



SAFA

COLLEGE OF ARTS AND SCIENCE

Affiliated to University of Calicut | Recognised by UGC 2(f) | An ISO 9001-2015 Certified

FEEDBACK SYSTEM

ANALYSIS REPORT

PARENTS: 2018-19



REPORT

INTRODUCTION

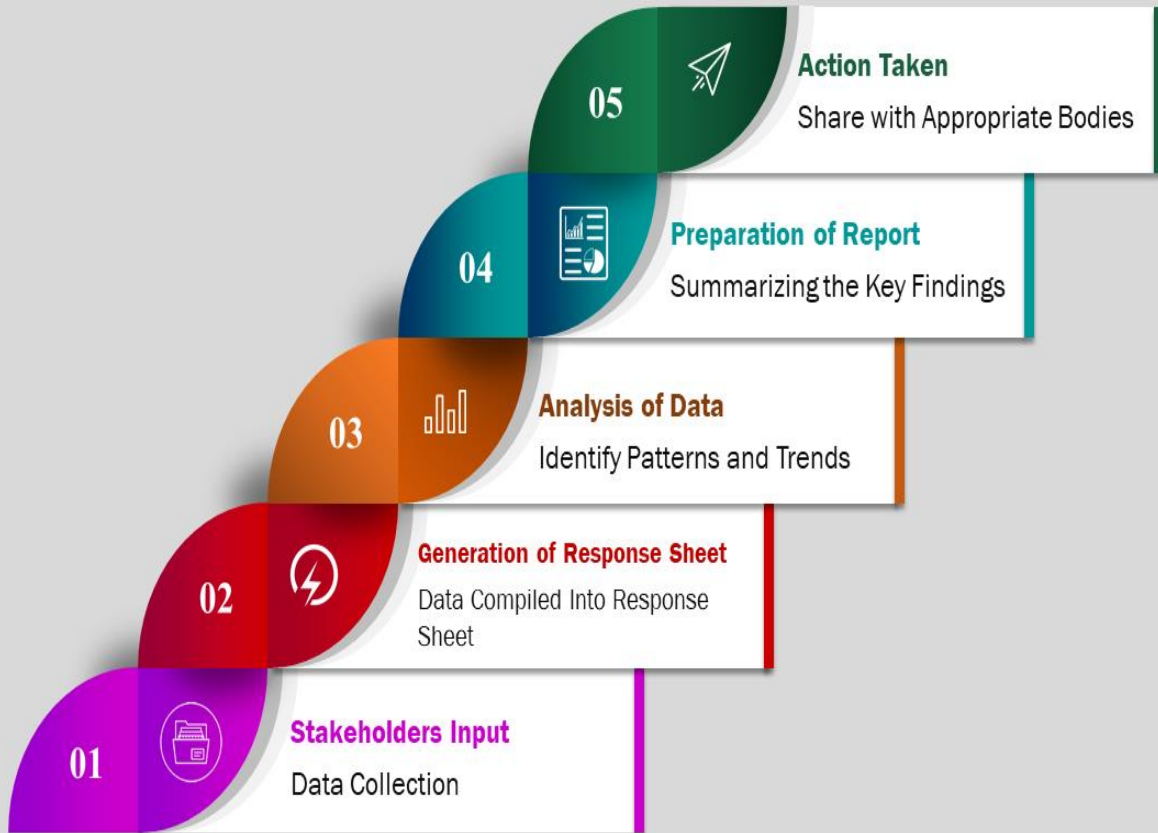
Feedback is the backbone of any institution. No institution can grow and make arrangements for the betterment of the institution without taking feedback from different stakeholders. Academic performance, ambience of the institution, curriculum and its transactions are the crucial factors of teaching –learning process. Effective feedback is henceforth designed to determine a learner’s level of understanding which varies to each individual so that they can plan for the next steps towards achieving their targeted learning goals.

Just before the completion of the academic session, IQAC collected feedback in blended mode from different stakeholders i.e. Students, Teachers, Alumni, Parents and Employer regarding ambience of the institution and its curriculum transactions in order to ensure constant growth of the institution and progress of the students. A structured questionnaire consisted of multiple-choice questions and one descriptive question was prepared, collected and analysed to develop the road map for the academic year ahead.

FEEDBACK PROCEDURE

The Internal Quality Assurance Cell (IQAC) of the College has continuously been working on quality culture and the betterment of student learning experiences. The IQAC of the college prepared questionnaires in a 5-point Likert method, and collected information relating to the institutional Ambience and the curriculum. An effort was made to receive feedback from the 6th semester students of the college. For this purpose, offline mode was used to collect feedback responses. Following the collection of data from stakeholders, the response sheet is prepared and analysed using pre-set parameters and for the effective presentation of the data, various types of graphs have been used. Departments take necessary action based on the report. The department sends a copy of the report, together with the action performed, to the Internal Quality Assurance Cell (IQAC) for any additional action that is necessary.

Feedback Procedures



Link for the feedback forms;

Parent feedback (Curriculum) form - [Click here](#)

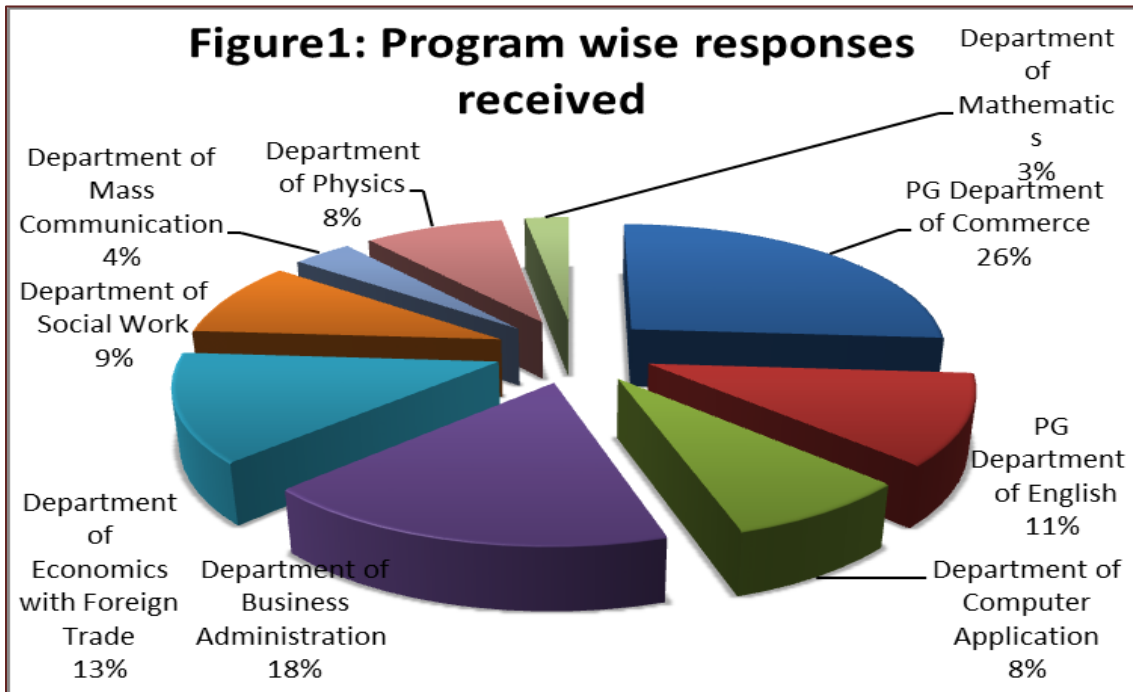
PARENT FEEDBACK ANALYSIS AND REPORT

1. NUMBER OF RESPONSES RECEIVED

Program Wise Responses Received from Parents on the Academic Performance and Ambience of the Institution

SI No	Program Name	No. of Responses
01	PG Department of Commerce	59
02	PG Department of English	25
03	Department of Computer Application	18
04	Department of Business Administration	40
05	Department of Economics with Foreign Trade	30
06	Department of Social Work	21
07	Department of Mass Communication	8
08	Department of Physics	19
09	Department of Mathematics	6
TOTAL		226

A total of 226 curriculum based (Department wise) questionnaires were filled by Teachers from various departments.



2. DATA SUMMARY OF PARENTS FEEDBACK ON ACADEMIC PERFORMANCE AND AMBIENCE OF THE INSTITUTIONS

SL NO	ATTRIBUTES	Response of Parents Sample size is 226					TOTAL RESPONSES
		STRONGLY AGREE	AGREE	NEUTRAL	DISAGREE	STRONGLY DISAGREE	
1	How do you rate the infrastructure facilities of the institution	70	79	63	14	0	226
2	How do you rate teaching learning methodologies of the institution	90	88	48	0	0	226
3	Do you agree that college students should take advantage of every opportunity(growth and opportunity for students)	89	80	45	10	2	226
4	How do you rate the industry-academic exposure of the institution	87	85	42	11	1	226
5	How do you rate the extra-curricular activities of the institution	89	89	44	4	0	226
6	How do you rate the ambience of the college for effective delivery of academic process	100	93	30	3	0	226
7	How do you rate the transparency of the evaluation system in the college	95	89	41	1	0	226
8	How do you rate the college activities that help your ward /student in getting jobs and placements	88	89	48	0	1	226
9	The college and its environment have transformers the personality of your ward/ child	110	75	41	0	0	226
10	Would like to join us as PTA for greater cooperation and better functioning of the college	149	58	19	0	0	226

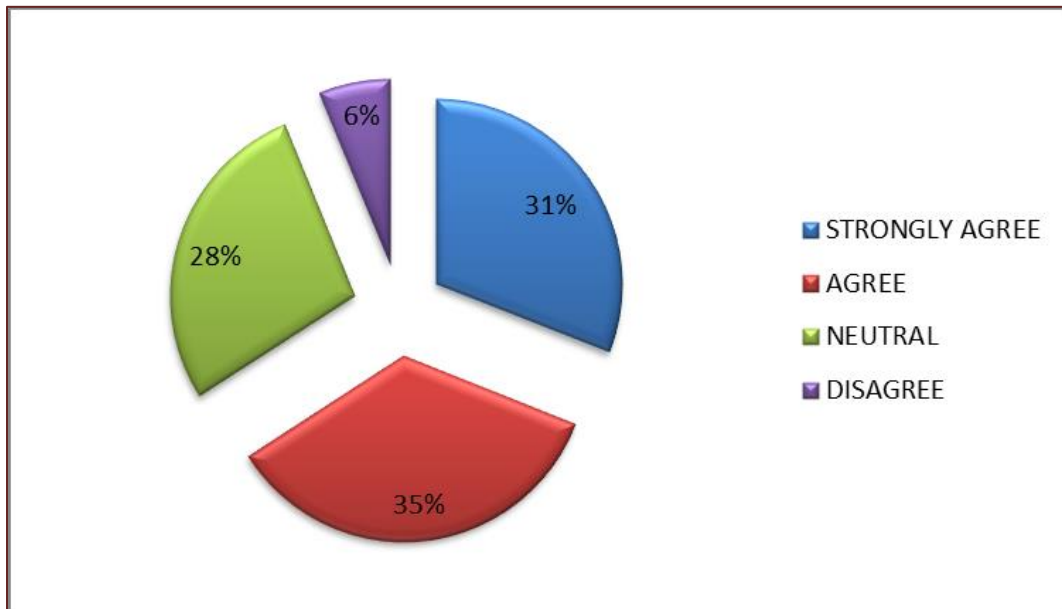
3. CONSOLIDATED ATTRIBUTE WISE (QUESTIONNAIRE) ANALYSIS REPORT

Attribute (Questionnaire)1: How do you rate the infrastructure facilities of the institution

Tabular presentation of Attribute No:1

ATTRIBUTE	Response of Parents Sample size is 226					TOTAL RESPONSES
	STRONGLY AGREE	AGREE	NEUTRAL	DISAGREE	STRONGLY DISAGREE	
How do you rate the infrastructure facilities of the institution	70	79	63	14	0	226

Graphical Representation of Attribute No:1



Analysis Report:

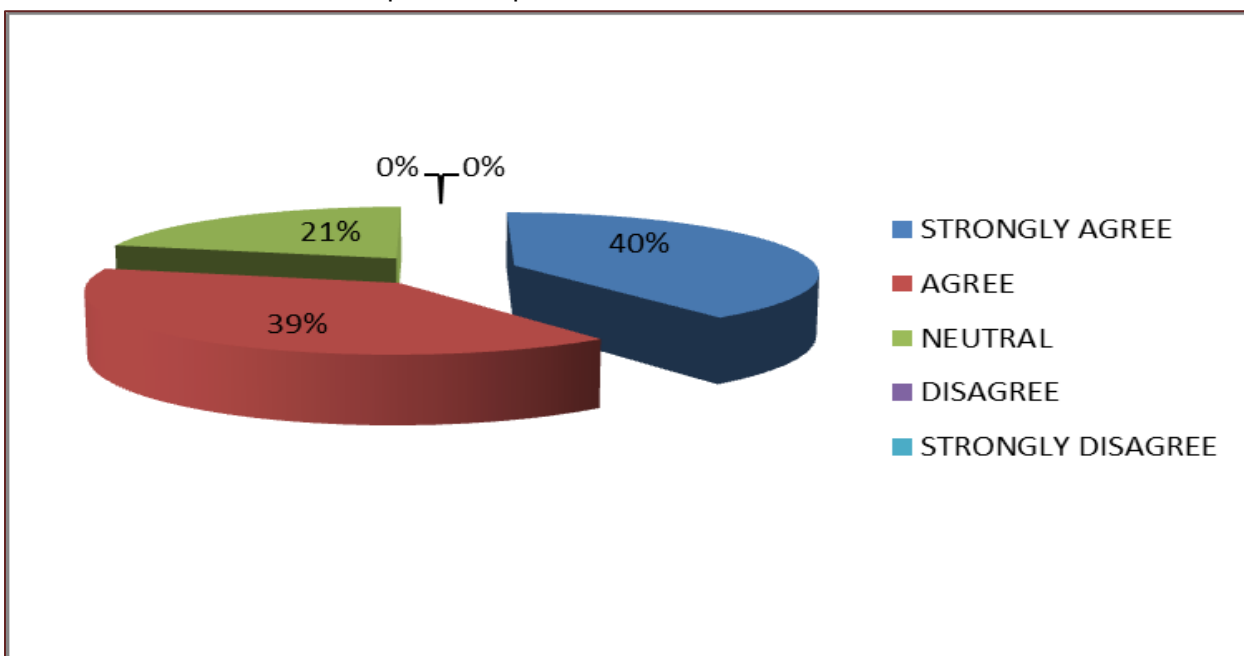
The infrastructure facilities are the basic facilities available in college for learning. The infrastructure facilities of a college play a crucial role in creating a better learning environment and shaping the overall educational experiences for students, the feedback shows that 35% of the parents agree with college infrastructure facilities and 31% of the parents strongly agree with the infrastructure facilities and 6% disagree.

Attribute (Questionnaire)2: Rate the consequence of courses toward global employment

Tabular presentation of Attribute No:2

ATTRIBUTE	Response of Parents Sample size is 226					TOTAL RESPONSES
	STRONGLY AGREE	AGREE	NEUTRAL	DISAGREE	STRONGLY DISAGREE	
How do you rate teaching learning methodologies of the institution	90	88	48	0	0	226

Graphical Representation of Attribute No: 2



Analysis Report:

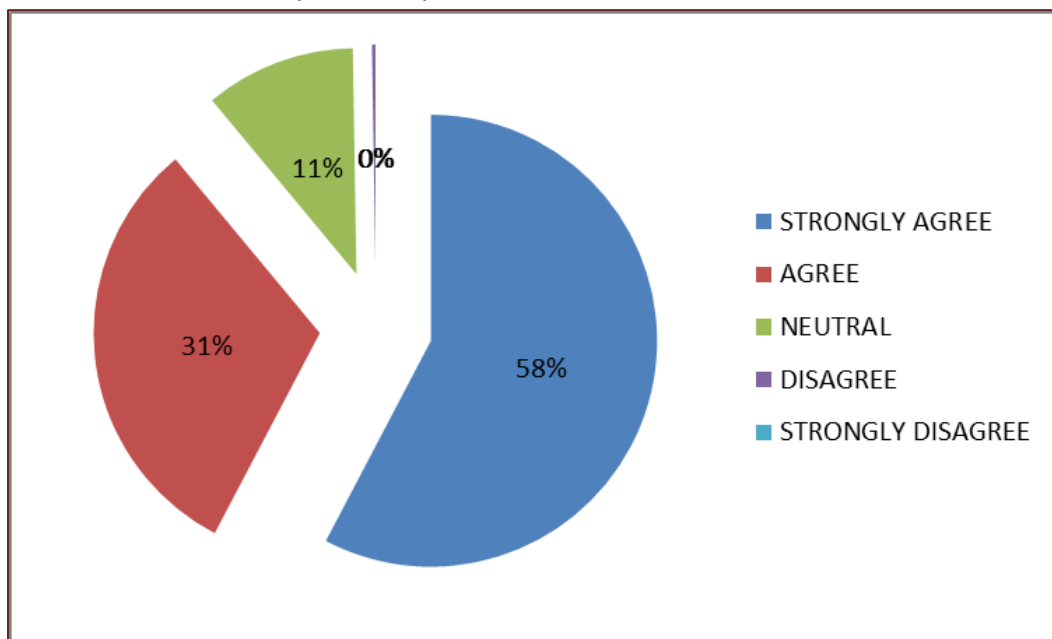
The term "teaching-learning methodology" describes the methods, approaches, and tactics used by educators to transfer knowledge, aid in comprehension, and provide productive learning opportunities for students. It includes a broad range of techniques used by teachers to keep students interested, support their understanding of concepts, foster critical thinking, and help them apply what they learn to practical settings. From the feedback, 40% of the parents are highly agreed and 39% of the parents agree with the teaching learning methodologies adopted in the institution. no parents are strongly agree with the teaching and methodologies.

Attribute (Questionnaire) 3: Do you agree that college students should take advantage of every opportunity (growth and opportunity for students)

Tabular presentation of Attribute No:3

ATTRIBUTE	Response of Parents Sample size is 226					TOTAL RESPONSES
	STRONGLY AGREE	AGREE	NEUTRAL	DISAGREE	STRONGLY DISAGREE	
Do you agree that college students should take advantage of every opportunity(growth and opportunity for students)	89	80	45	10	2	226

Graphical Representation of Attribute No:3



Analysis Report:

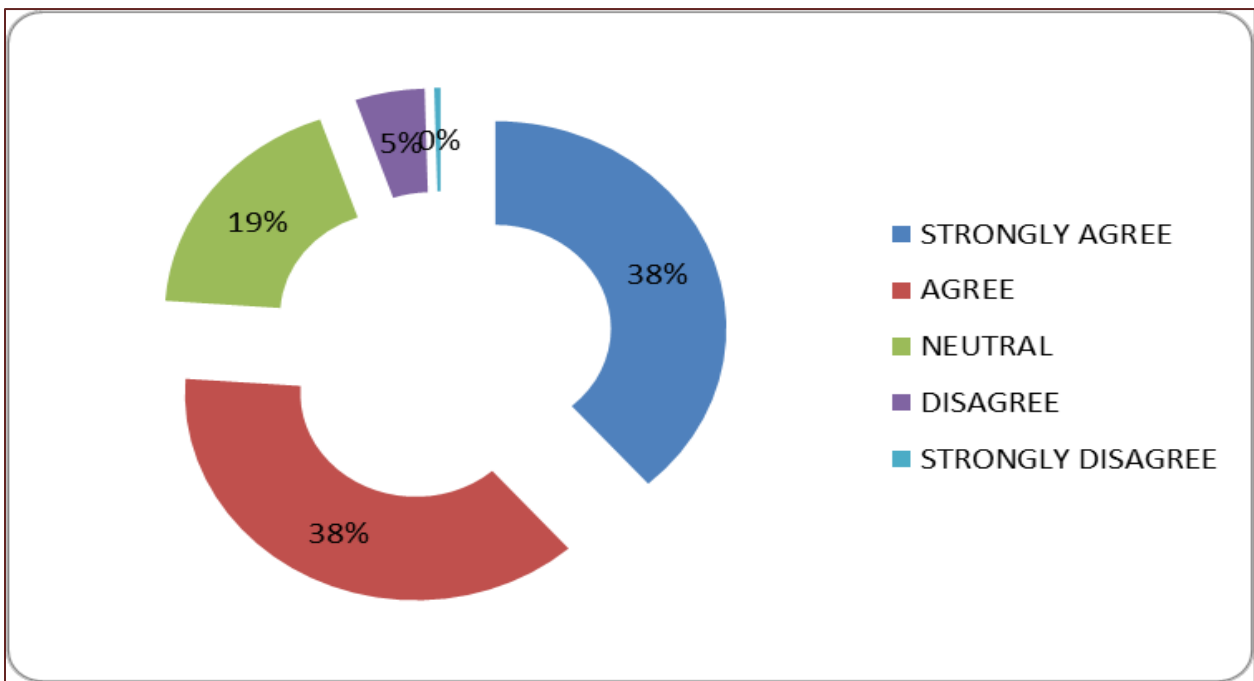
The journey through education is not only about acquiring knowledge but also about personal growth and the exploration of various opportunities. Students, during their academic pursuits, are presented with a myriad of chances for development and advancement. 39% of the parents strongly agreed that college provides an ample scope for acquiring students growth and opportunities. 35% agree and only 1% strongly disagree with the growth and opportunities for students.

Attribute (Questionnaire)4: How do you rate the industry-academic exposure of the institution

Tabular presentation of Attribute No:4

ATTRIBUTE	Response of Parents Sample size is 226					TOTAL RESPONSES
	STRONGLY AGREE	AGREE	NEUTRAL	DISAGREE	STRONGLY DISAGREE	
How do you rate the industry-academic exposure of the institution	87	85	42	11	1	226

Graphical Representation of Attribute No:4



Analysis Report:

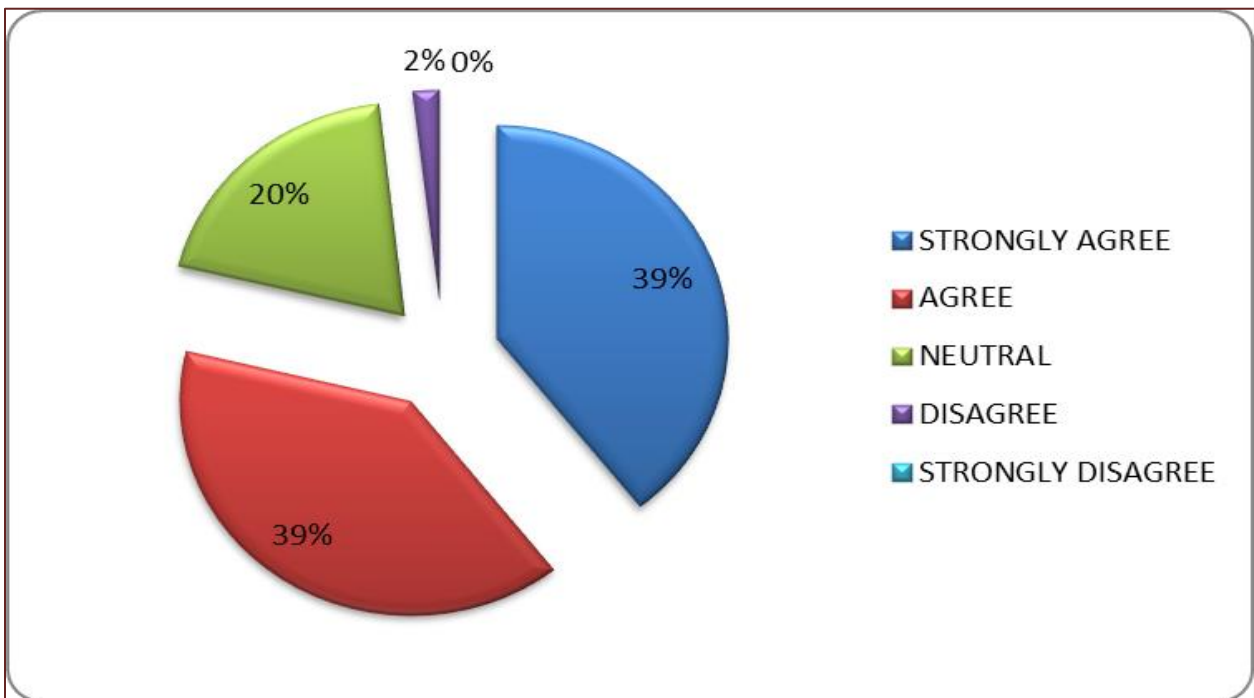
The industry-academic exposure of an institution plays a pivotal role in shaping the educational experience of students and preparing them for real-world challenges. This interaction bridges the gap between theoretical learning and practical application, providing students with valuable insights and hands-on experiences that are crucial for their professional development. 38% of the respondents strongly agree and agree with the industry-academic exposure offered by the institution. Only a small amount of the respondents disagreed with the industry-academic exposure of the institution.

Attribute (Questionnaire)5: How do you rate the extra-curricular activities of the institution

Tabular presentation of Attribute No:5

ATTRIBUTE	Response of Parents Sample size is 226					TOTAL RESPONSES
	STRONGLY AGREE	AGREE	NEUTRAL	DISAGREE	STRONGLY DISAGREE	
How do you rate the extra-curricular activities of the institution	89	89	44	4	0	226

Graphical Representation of Attribute No:5



Analysis Report:

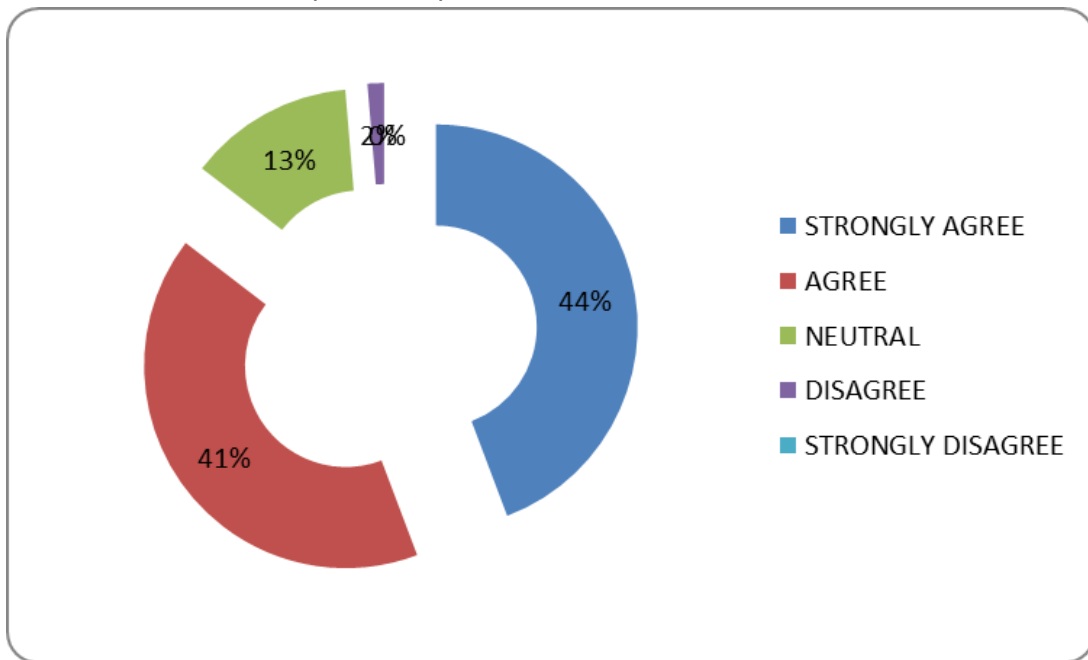
Extra-curricular activities in an institution are a vital component of a well-rounded education, contributing significantly to the holistic development of students beyond the confines of traditional academic learning. Colleges provide a wide choice of extracurricular activities, such as clubs, sports, and community service, in addition to clubs and community service, giving students the chance to explore their interests, hone their leadership abilities, and build a feeling of belonging. 39% of the parents agree with the extra-curricular activities followed by the institution. From the sample nobody strongly disagrees with the extra-curricular activities of the college.

Attribute (Questionnaire) 6: How do you rate the ambience of the college for effective delivery of academic process

Tabular presentation of Attribute No:6

ATTRIBUTE	Response of Parents Sample size is 226					TOTAL RESPONSES
	STRONGLY AGREE	AGREE	NEUTRAL	DISAGREE	STRONGLY DISAGREE	
How do you rate the ambience of the college for effective delivery of academic process	100	93	30	3	0	226

Graphical Representation of Attribute No:6



Analysis Report:

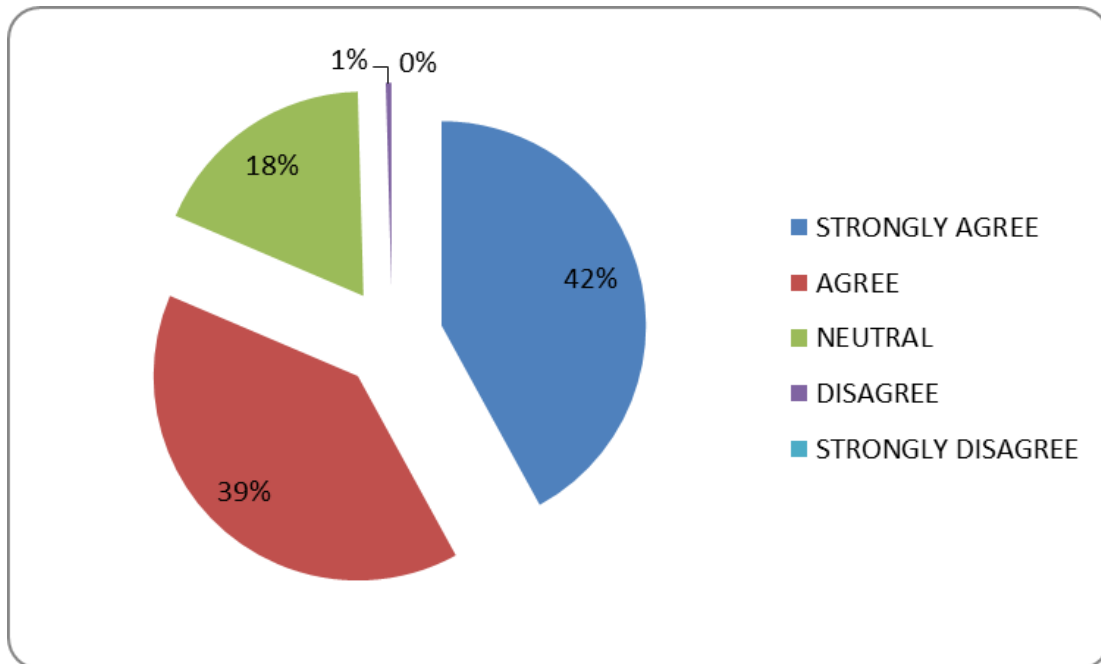
The ambience of a college plays a crucial role in shaping the overall environment for the delivery of the academic process. It encompasses the physical, social, and cultural atmosphere that influences the learning experience of students and faculty. While analysing the ambience of the college for effective delivery of academic performance, 44% of the parents strongly agree and 41% of them agree with the college ambience and only few respondents strongly disagree.

Attribute (Questionnaire)7: How do you rate the transparency of the evaluation system in the college

Tabular presentation of Attribute No:7

ATTRIBUTE	Response of Parents Sample size is 226					TOTAL RESPONSES
	STRONGLY AGREE	AGREE	NEUTRAL	DISAGREE	STRONGLY DISAGREE	
How do you rate the transparency of the evaluation system in the college	95	89	41	1	0	226

Graphical Representation of Attribute No:7



Analysis Report:

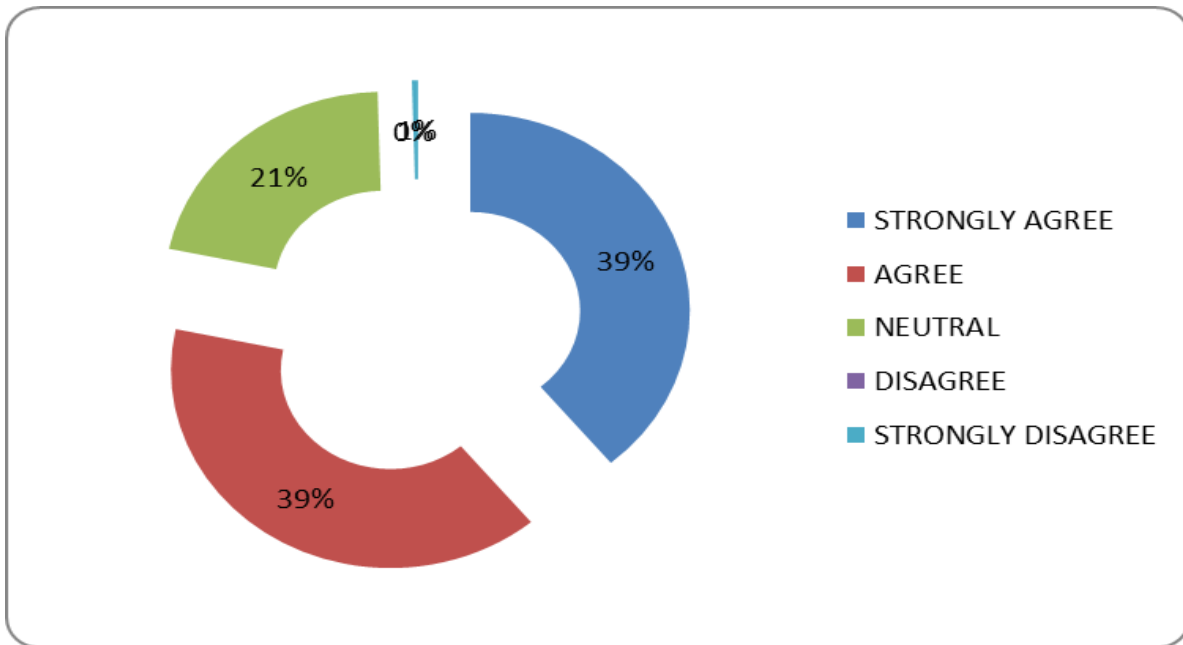
The evaluation system in a college is a fundamental component of the educational framework, providing a structured and systematic method for assessing students' understanding, progress, and overall academic performance. It encompasses a variety of assessment methods designed to measure learning outcomes and ensure that students are acquiring the necessary knowledge and skills. While analysing the transparency in the evaluation system in the college 42% of the respondents strongly agree and 39% agree with the evaluation system followed by the institution. only 1% of the respondents are disagree with the institution's evaluation system.

Attribute (Questionnaire) 8: How do you rate the college activities that help your ward /student in getting jobs and placements

Tabular presentation of Attribute No: 8

ATTRIBUTE	Response of Parents Sample size is 226					TOTAL RESPONSES
	STRONGLY AGREE	AGREE	NEUTRAL	DISAGREE	STRONGLY DISAGREE	
How do you rate the college activities that help your ward /student in getting jobs and placements	88	89	48	0	1	226

Graphical Representation of Attribute No: 8



Analysis Report:

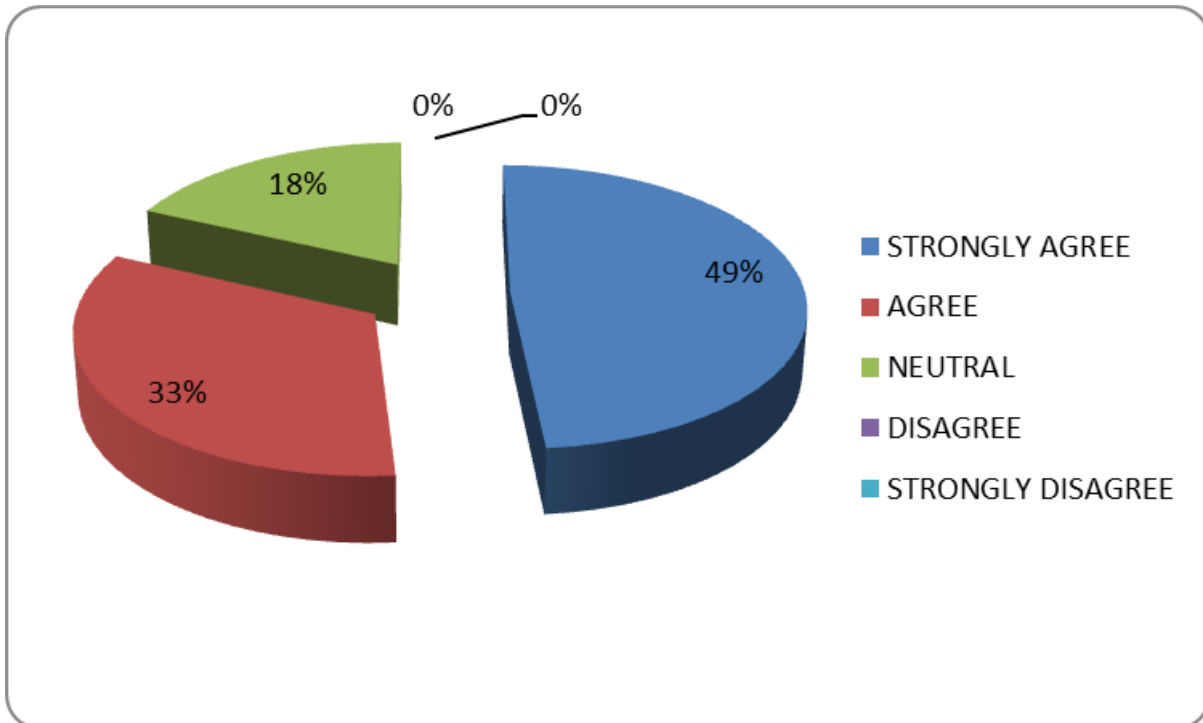
Placement and employment opportunities are essential components of a student's educational experience because they signify the real-world implementation of learned information and abilities in the workplace. 39% of the respondents strongly agree and agree with the college activities helpful for getting job/ placement to their kids.

Attribute (Questionnaire) 9: The college and its environment have transformers the personality of your ward/ child

Tabular presentation of Attribute No: 9

ATTRIBUTE	Response of Parents Sample size is 226					TOTAL RESPONSES
	STRONGLY AGREE	AGREE	NEUTRAL	DISAGREE	STRONGLY DISAGREE	
The college and its environment have transformers the personality of your ward/ child	110	75	41	0	0	226

Graphical Representation of Attribute No:9



Analysis Report:

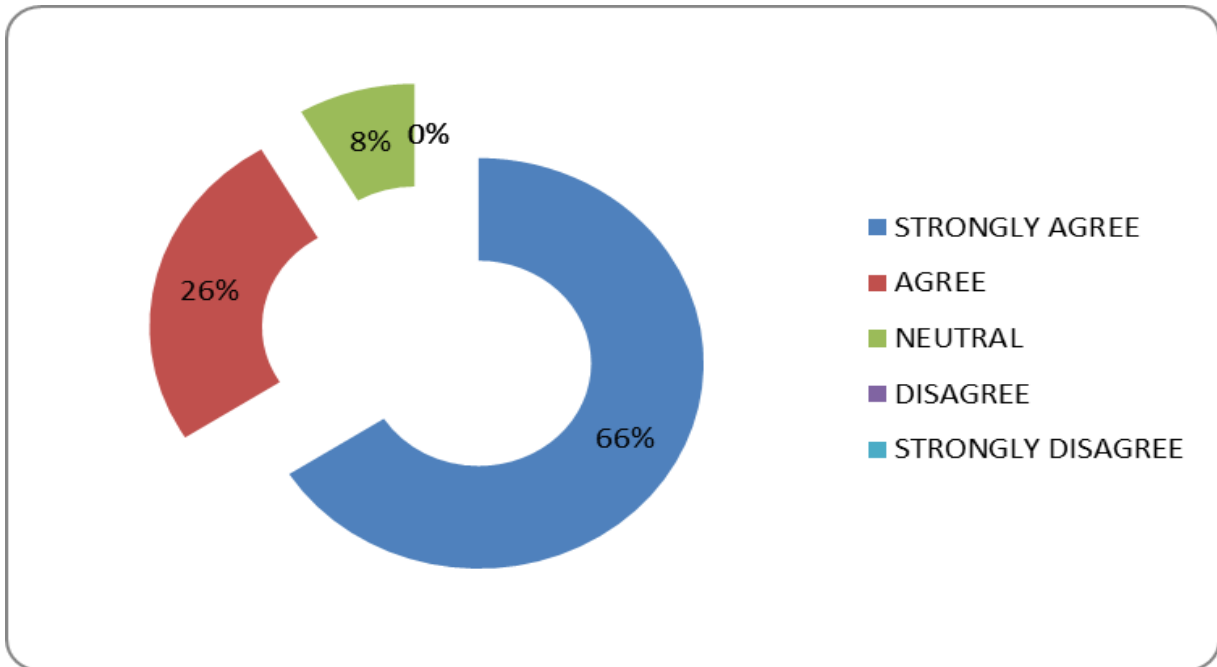
The college environment is a dynamic and multifaceted space that shapes the overall experience of students, faculty, and staff. It encompasses physical, social, academic, and cultural dimensions, creating a unique atmosphere that influences learning, personal growth, and community engagement. 49% of the respondents strongly agree and 33% of the respondents agree that the college and college environment are really helpful for shaping the personality of the students.

Attribute (Questionnaire) 9: Would like to join us as PTA for greater cooperation and better functioning of the college

Tabular presentation of Attribute No: 10

ATTRIBUTE	Response of Parents Sample size is 226					TOTAL RESPONSES
	STRONGLY AGREE	AGREE	NEUTRAL	DISAGREE	STRONGLY DISAGREE	
Would like to join us as PTA for greater cooperation and better functioning of the college	149	58	19	0	0	226

Graphical Representation of Attribute No:10



Analysis Report:

A Parent-Teacher Association (PTA) is a collaborative and supportive organization that brings together parents, teachers, and sometimes administrators to work towards the common goal of enhancing the educational experience for students. The primary purpose of a PTA is to foster communication, involvement, and cooperation between the home and the school. 66% of the respondents are willing to join PTA and become an active member for improving the functioning of the college. 26% agree and 0% strongly disagrees.

Further, the following points were also conveyed by the students

1. Special attention for backward students.
2. suggested to coaching classes
3. strengthen PTA and its functioning